

CANVAS™

— PARTITION SYSTEMS



Architectural Glass Fittings

Web.: www.dubonthardware.com

E-mail: info.dubonthardware.com

Call: +91 81608 99915

ABOUT US

Today DUBONT has established itself as a most reliable name in the finest Architectural Glass Finish across India. We offer the most modern and innovative trends for Doors and Accessories at par with international standards.

Introducing the Canvas collection by Dubont in 2021 emanates a premium vibes. Manifesting a modern solution to increase your space while maintaining design integrity. This solution is suitable for home and business use, featuring a technologically advanced and meticulously designed structure.

BACKGROUND

Gone are the days when partitions were designed of solid cardboard laminates. Now, these separating walls & doors need to have some aesthetic value. The growing need for modern minimalistic designs in glass slim partition system gave rise to the launch of Canvas.



COMPETITIVE EDGE

- **High-quality materials:** Our partition systems are made from premium materials
- **Customizable options:** Offering options such as different glass types, finishes, and sizes.
- **Quick installation:** The ability to provide installation services quickly and efficiently can be significant.
- **Innovative designs:** Our brand can be differentiated from the competition through innovative designs and unique features.
- **Sustainable practices:** Reducing waste and using eco-friendly materials.
- **Customer service:** To provide excellent customer service, including pre-sale consultation and post-sale support.
- **Competitive pricing:** Maintaining quality while offering competitive pricing.
- **Design and Aesthetics:** Offer a unique and visually appealing design for glass slim partitions that stands out in the market. This can include options for various types of glass, patterns, colors, and finishes, as well as customization options to meet individual customer needs.



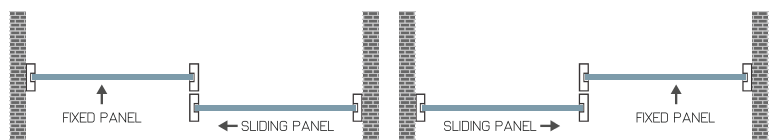
VIRTUE

MAXIMIZED SPACE MINIMALISTIC DESIGN

Virtue is here to enhance the appearance of your desired space. Adding a purity of glass with an enticing look and utmost luxury.

Designed to mesmerize the onlookers, Virtue from our canvas collection emanates the premium vibe while still being easy on your budget. A modern solution to increase your space while maintaining design integrity.

ONE FIX ONE SLIDING SYSTEM



FEATURES

Style: Slim profile soft close sliding system

Max. Door Height: 3000mm

Max. Door Weight: 120kg.

Glass Thickness: 8mm - 11.52mm

Lock Option: Available

Design Enhancement: Beautify the look by using
Stick on Grid or Integrated Grid

Shades Available: 6+ Shades

Material: Heavy duty roller and S.S. body damper

Application: Internal partition, shower area,
offices, residential and others.





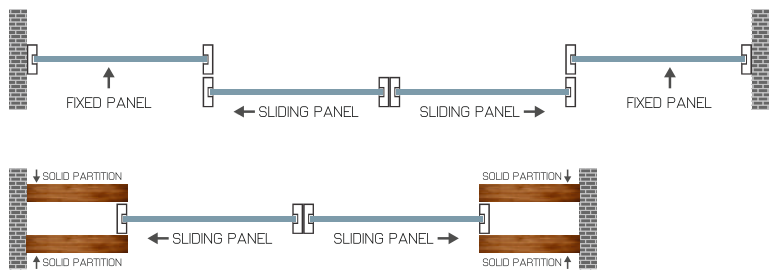
OLYMPIA

PRECISION. ENDURANCE. EFFICIENCY.

Modern but antique, Canvas Olympia is a decoration technique consisting of sturdy material and chic design that enhances the look of your space.

The Linear and sleek ordinance of Canvas Olympia are used for three main reasons: the first is an elegant design that demonstrates fine and sophisticated furnishing, the second is sustainability, and the third is its pure aesthetic that gives character to anonymous spaces.

TWO FIX TWO SLIDING SYSTEM



FEATURES

Style: Slim profile soft close sliding system

Max. Door Height: 3000mm

Max. Door Weight: 80kg.

Glass Thickness: 8mm - 11.52mm

Lock Option: Available

Design Enhancement: Beautify the look by using
Stick on Grid or Integrated Grid

Shades Available: 6+ Shades

Material: Heavy duty roller and S.S. body damper

Application: Internal partition, shower area,
offices, residential and others.





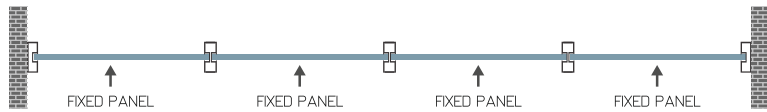
MONET

ALIGNED WITH AESTHETICS

Leaving behind the conventional partitions, Canvas Monet gives your space an aligned & modish look. It appears like grids of canvas placed together, making the whole partition “a piece of art”.

An element of separation between two spaces has become fundamental to create the furnished & balanced look. Canvas Monet offers fixed grid partition acquiring essential lines of black metal on the beautiful glass, interpreting a chic professional view.

FIX PARTITION SYSTEM



FEATURES

Style: Slim profile fix partition system

Max. Door Height: 3000mm

Glass Thickness: 8mm - 11.52mm

Design Enhancement: Beautify the look by using
Stick on Grid or Integrated Grid

Shades Available: 6+ Shades

Application: Internal partition, shower area,
offices, residential and others.





ILLUSION

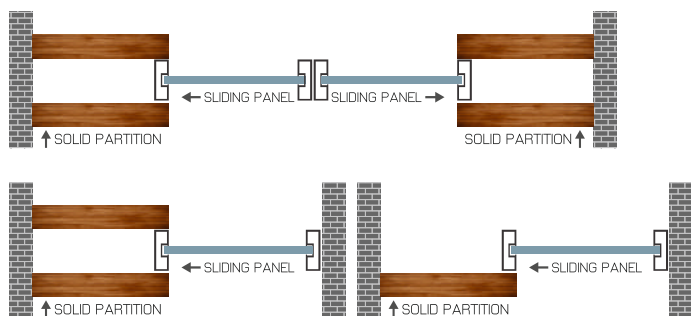
MAXIMIZED FUNCTIONALITY WITH SEAMLESS DESIGN

With its glass door sliding into the adjacent walls, Illusion promotes an open design concept.

Canvas Illusion saves space and enhances the aesthetics of the living area.

Canvas Illusion adds an element of openness and modernizes the appearance of your space. These glass pocket doors are sleek and stylish in design and a better alternative to a bulky swinging door.

POCKET DOOR SYSTEM



FEATURES

Style: Slim profile pocket door system

Max. Door Height: 3000mm

Max. Door Weight: 120kg.

Glass Thickness: 8mm - 11.52mm

Lock Option: Available

Design Enhancement: Beautify the look by using
Stick on Grid or Integrated Grid

Shades Available: 6+ Shades

Material: Heavy duty roller and S.S. body damper

Application: Internal partition, offices,
residential and others.





GOTHIC

DESIGNED WITH PRECISION

Canvas Gothic is a proficiently designed glass partition system that enhances the lightness & neatness of your space.

Canvas Gothic is one of the most considerable glass door partition systems that elevate the beauty & functionality of your space. Gothic is an amiably designed partition system that separates the large living area providing a connectivity passage through the door.

SLIM PROFILE FIX & OPENABLE DOOR SYSTEM

FEATURES

Style: Slim profile hinged door system

Max. Door Height: 3000mm

Max. Door Weight: 80kg to 150kg

Glass Thickness: 8mm - 11.52mm


Lock Option: Know & key type with magnetic latch system

Design Enhancement: Beautify the look by using
Stick on Grid or Integrated Grid

Shades Available: 6+ Shades

Material: Heavy duty Spring

Application: Internal partition, shower area,
offices, residential and others.





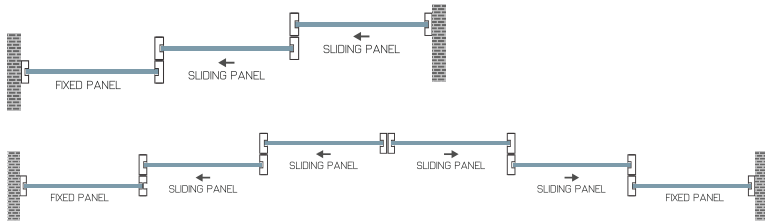
ARTSY

ALIGNED WITH AESTHETICS

Made with Precision. Finished with perfection. The Canvas Artsy is an example of intelligent designing that integrates into a space without overpowering the room. A truly aesthetic door that slides silently and is practical to use.

Characterised by clean, simple and minimalist design. Canvas Artsy consist of one glass pane fixed and other two movable, sliding smoothly. It is a complete unison between the essentiality of the architectural surface and the product.

ONE FIX TWO SLIDING SYSTEM



FEATURES

Style: Slim profile 2 Sliding & 1 fix partition system

Max. Door Height: 3000mm

Glass Thickness: 8mm - 11.52mm

Design Enhancement: Beautify the look by using
Stick on Grid or Integrated Grid

Shades Available: 6+ Shades

Lock Option: Available

Max. Door Weight: 80kg.

Material Type: Soft Close Roller

Application: Internal partition, offices,
residential and others.





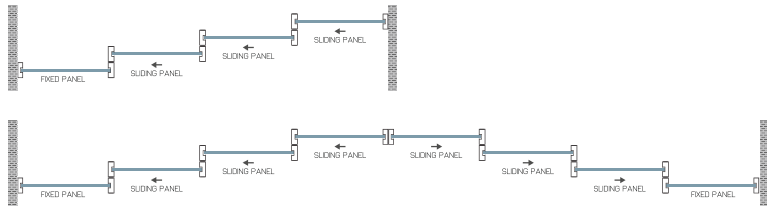
MYSTERY

TECHNOLOGICAL DESIGN.

Meticulous Structure. Canvas Mystery allows you to create partitions that blend the classicism of this kind of window with the modernity of its forms to accommodate any architectural setting.

With one fixed and three sliding doors, the Canvas Mystery allows you to distinguish different environments without reducing the available space. Featuring a technologically advanced and meticulously designed structure, this solution is suitable for both home and business use.

ONE FIX THREE SLIDING SYSTEM



FEATURES

Style: Slim profile 3 Sliding & 1 fix partition system

Max. Door Height: 3000mm

Glass Thickness: 8mm - 11.52mm

Design Enhancement: Beautify the look by using
Stick on Grid or Integrated Grid


Shades Available: 6+ Shades

Lock Option: Available

Max. Door Weight: 80kg.

Material Type: Soft Close Roller

Application: Internal partition, offices,
residential and others.





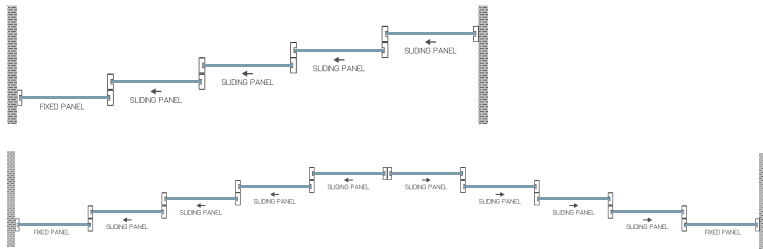
BREEZE

OPEN & AIRY

Canvas Breeze creates elegant and natural space divisions. As it is made of glass, it offers more space, more light, and makes the entire space visible, creating an open and airy space

With one fixed and four sliding doors, the Canvas Breeze makes the open space a fundamental element. The sliding doors glide effortlessly over one another and over the wall. By blending in with the surrounding space without compromising the style of the room.

ONE FIX FOUR SLIDING SYSTEM



FEATURES

Style: Slim profile 4 Sliding & 1 fix partition system

Max. Door Height: 3000mm

Glass Thickness: 8mm - 11.52mm

Design Enhancement: Beautify the look by using
Stick on Grid or Integrated Grid

Shades Available: 6+ Shades

Lock Option: Available

Max. Door Weight: 80kg.

Material Type: Soft Close Roller

Application: Internal partition, offices,
residential and others.





ModuSpace

Introducing our versatile and efficient Demountable Partition System - the perfect solution for businesses seeking a flexible office space design.

Our Demountable Partition System provides the ultimate in flexibility, allowing you to create custom spaces that adapt to your changing needs. Our system is designed to be easily installed and reconfigured, making it an ideal choice for businesses that require a dynamic workspace.

The Demountable Partition System is made from high-quality materials that are built to last. The partition walls are fully demountable, meaning they can be easily removed and relocated as required, making it an ideal solution for businesses that need to adapt to changing requirements.

DEMOUNTABLE PARTITION SYSTEMS

FEATURES

Style: Demountable glass partition system

Max. Door Height: 3300mm

Glass Thickness: 10mm & 12mm

Design Enhancement: A modern and sleek design that enhances the overall look and feel of your office space.

Door Option: Style glazed door, Frameless Door.

Door Weight: 80kg. to 150kg.

Finish: Black matt & Silver matt

Application: Corporate office, Institution, Hospitality, Showroom & Retail Branch.





ZenScreen

Introducing the Slim Shower Partition System - the perfect solution for those seeking a sleek and modern shower design.

Our slim shower partition system offers a minimalist look that is both functional and aesthetically pleasing. The system is designed to provide a sense of spaciousness to your bathroom while maintaining privacy and practicality.

The slim shower partition system is made from high-quality materials that are durable and easy to maintain. The system is available in a range of finishes and sizes to suit any bathroom design.

SLIM SHOWER PARTITION SYSTEMS

FEATURES

Style: Slim profile shower system

Max. Door Height: 3000mm

Glass Thickness: 8mm - 11.52mm

Design Enhancement: With the slim shower partition system, you can create a stunning shower that is both practical and stylish.

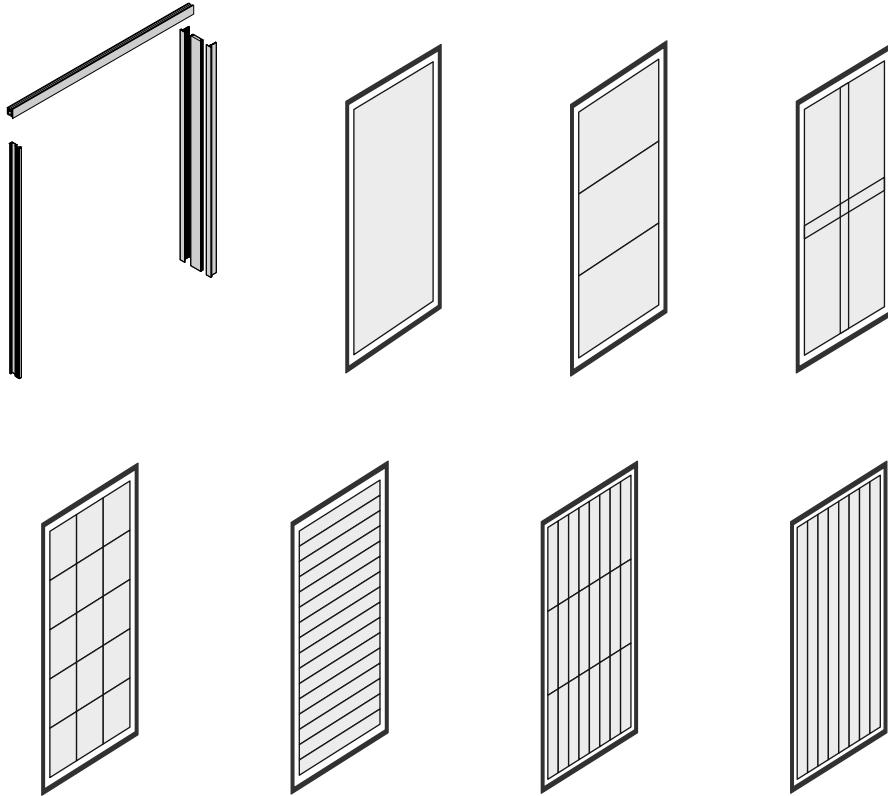
Shades Available: 6+ Shades & all RAL colour

Max. Door Weight: 80kg.

Application: Residence House, Gym, Hotel & Resort and Others



Grid Choices



We can customise the grid option as per your preference and requirements

Finishes Available



We can customise the finishes as per your preference and requirements

*The photograph shown is a work of art. The actual product may vary.

*In order to ensure accuracy, fresh samples must be requested before placing an order.